

# The Fog LARP 2021 in numbers

## 0. How were these statistics made

These statistics were made using information from electronic sign in and registration lists. The information exists in a summarized form only. All files and documents containing individual personal data are being treated according to LARP Bulgaria official privacy policy.

## I. Total Number of Participants

### Total number of participants

Year	Number
2018	268
2019	308
2021	265

This number includes **ALL** participants in the game – regular players, players who are members of the orga crew and players with out-of-game supporting functions such as the bar-tenders.

## II. Groups/factions

### Number of groups (clans) represented on the field\*

	Total number or represented groups (clans)	...incl. groups with 10+ members
<b>2018</b>	24	9
<b>2019</b>	22	12
<b>2021</b>	22	10

*\*must have at least 3 people present to be counted as represented*

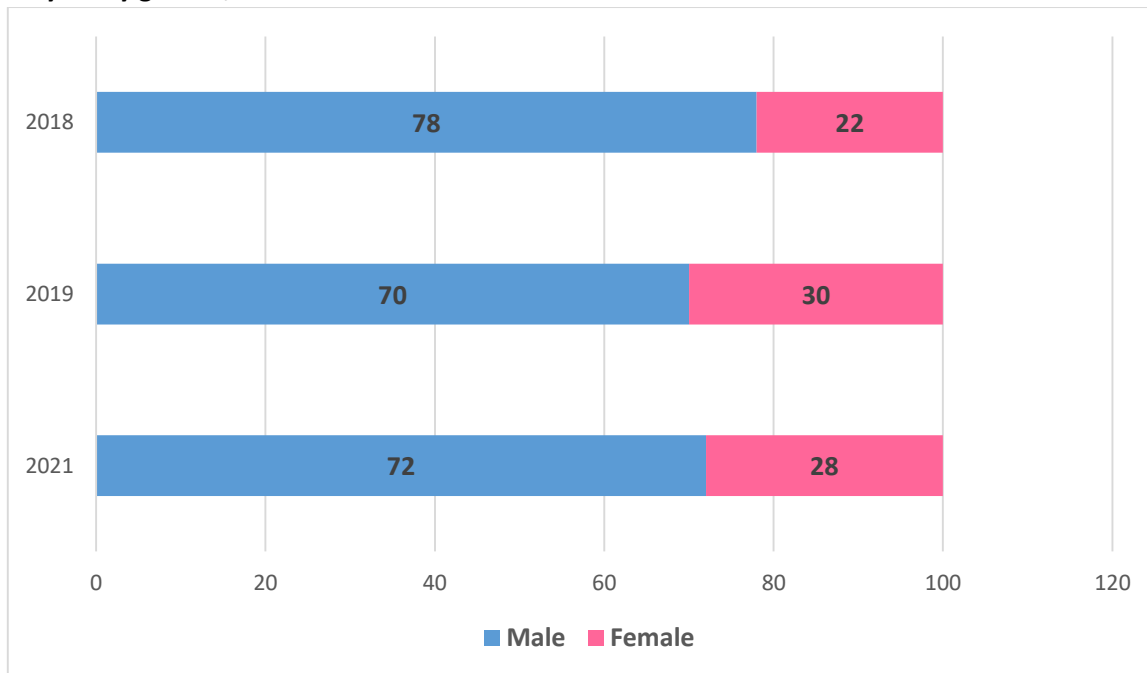
### Non-affiliated players

	Share of non-affiliated players*	Absolute number of non-affiliated players
<b>2018</b>	13%	34
<b>2019</b>	10%	31
<b>2021</b>	16%	43

*\*incl. Guards and bartenders*

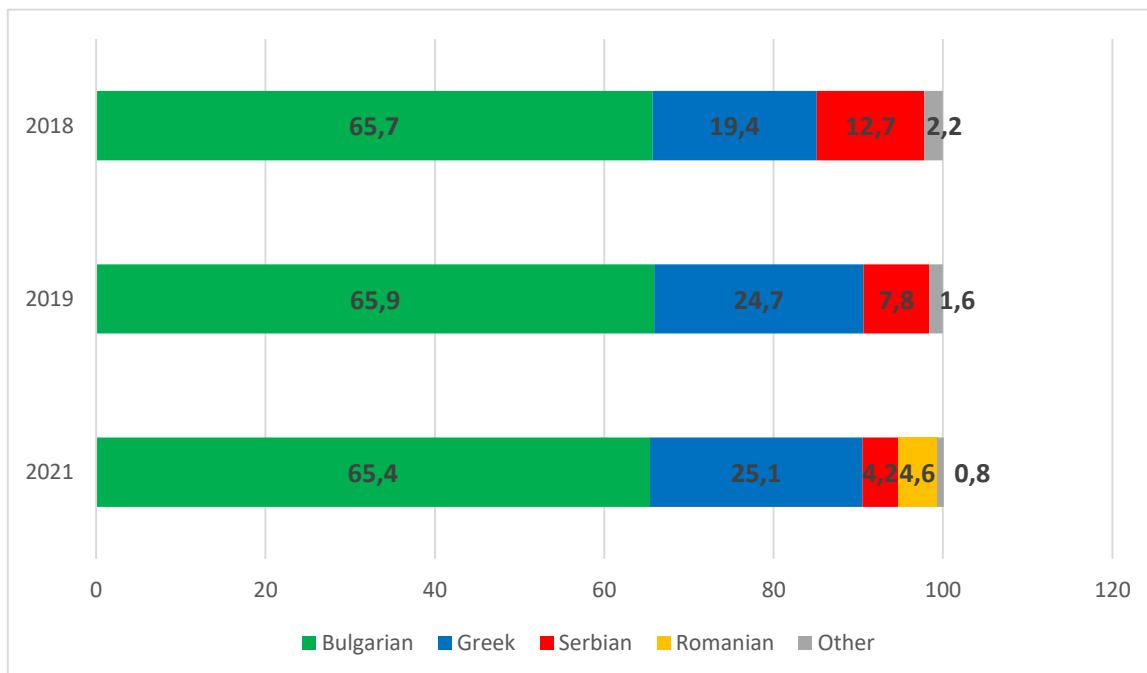
### III. Gender

Players by gender, %



### IV. Nationality

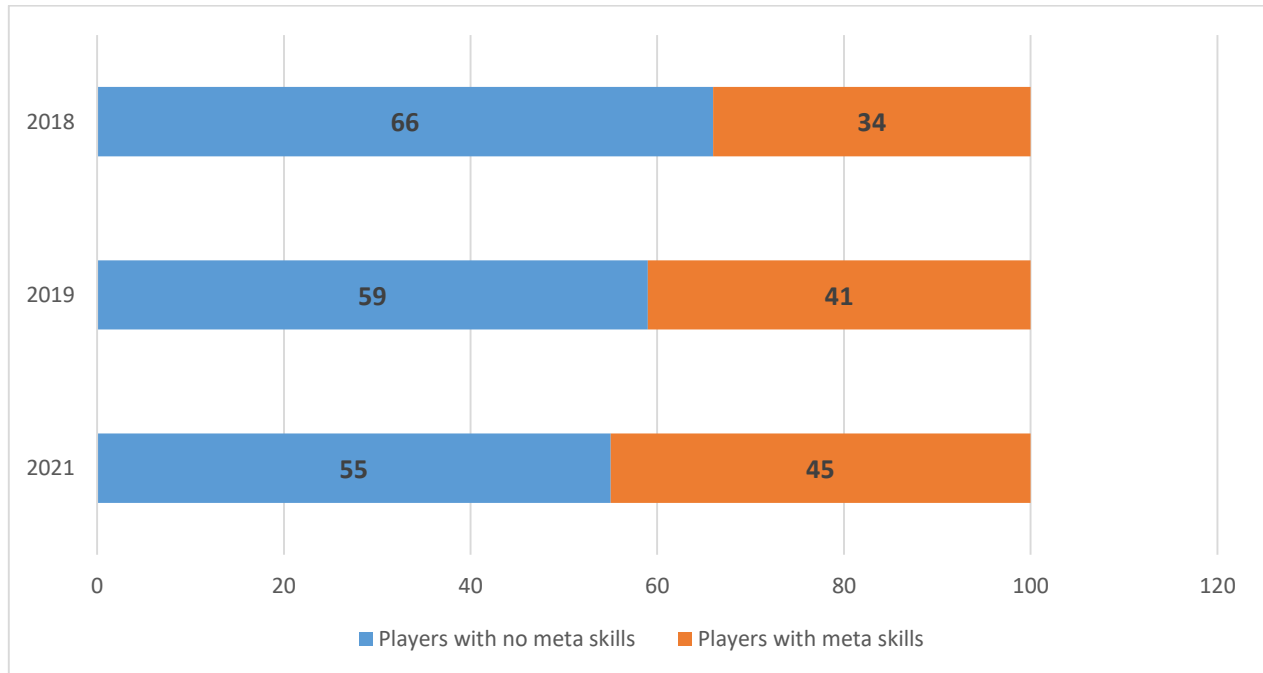
Players by nationality, %



## V. Meta Skills Use

As meta skills any of the following is considered: Use of magic, Use of Seventh Path skills, Making potions.

**Distribution of players using any meta skills and players using no meta skills**



**Meta skill distribution – absolute number of players (please note that some players have more than one type of special skills, this is why the total number in the table exceeds the total number of players for each year)**

	Players with no meta skills	Mages	Sevent Path	Potion makers
<b>2018</b>	177 (66%)*	65 (24%)	21 (8%)	28 (10%)
<b>2019</b>	181 (59%)	92 (30%)	21 (7%)	34 (7%)
<b>2021</b>	146 (55%)	69 (26%)	41 (15%)	21 (8%)

\*Percent of all players for the correspondent year

**% distrubution of Mages by order**

