

The Fog LARP 2022 in numbers

0. How were these statistics made

These statistics were made using information from electronic sign in and registration lists. The information exists in a summarized form only. All files and documents containing individual personal data are being treated according to LARP Bulgaria official privacy policy.

I. Total Number of Participants

Total number of participants

Year	Number
2018	268
2019	308
2021	265
2022	280

This number includes **ALL** participants in the game – regular players, players who are members of the orga crew and players with out-of-game supporting functions such as the bar-tenders.

II. Groups/factions

Number of groups (clans) represented on the field*

	Total number or represented groups (clans)*	...incl. groups with 10+ members
2018	24	9
2019	22	12
2021	22	10
2022	16	8

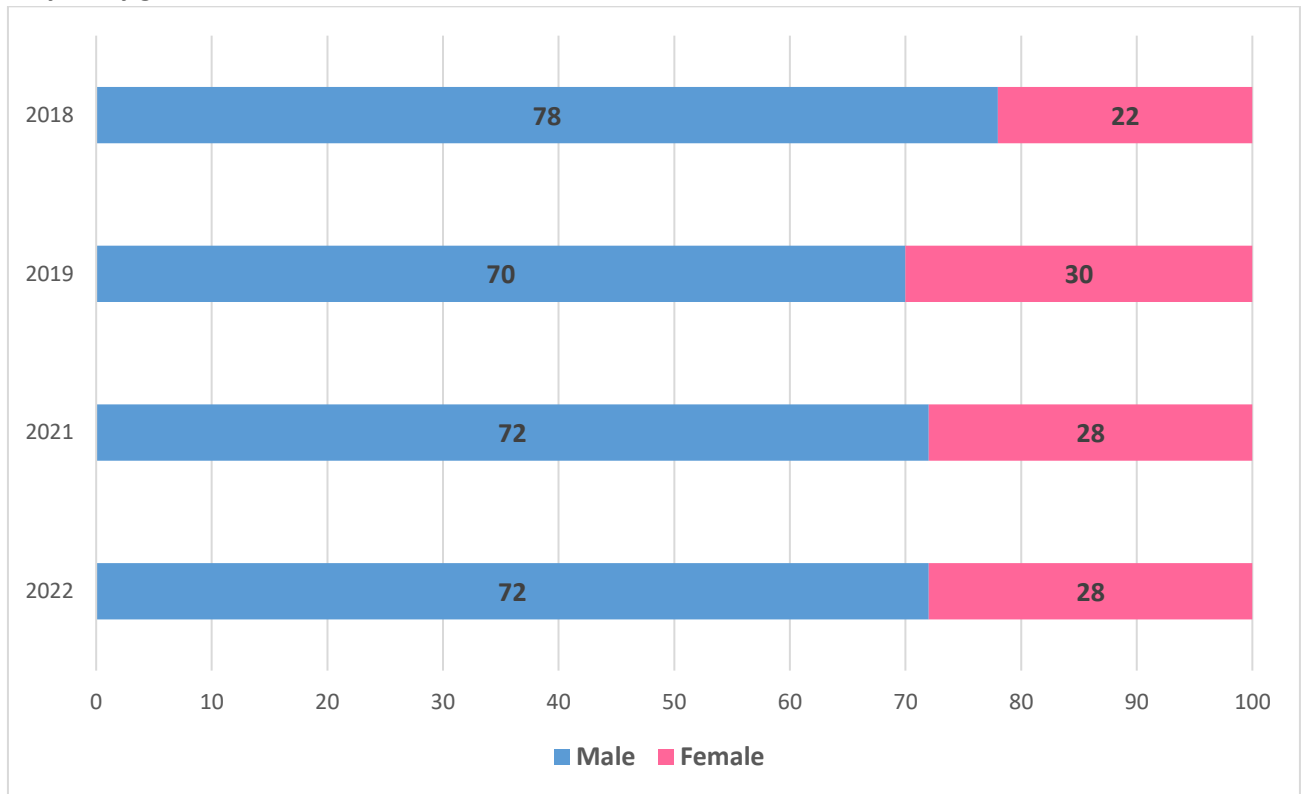
**until 2021 groups/clans must have at least 3 people present to be counted as represented. Since 2022 groups/clans must have at least 6 people present to be counted as represented*

Non-affiliated players

	I Share of non-affiliated players (column II/total players/100)	II Number of non-affiliated players	III Number of players that registered as part of groups with less than 6 ppl
2018	13%	34	N/A
2019	10%	31	N/A
2021	16%	43	N/A
2022	18%	49	25

III. Gender

Players by gender, %

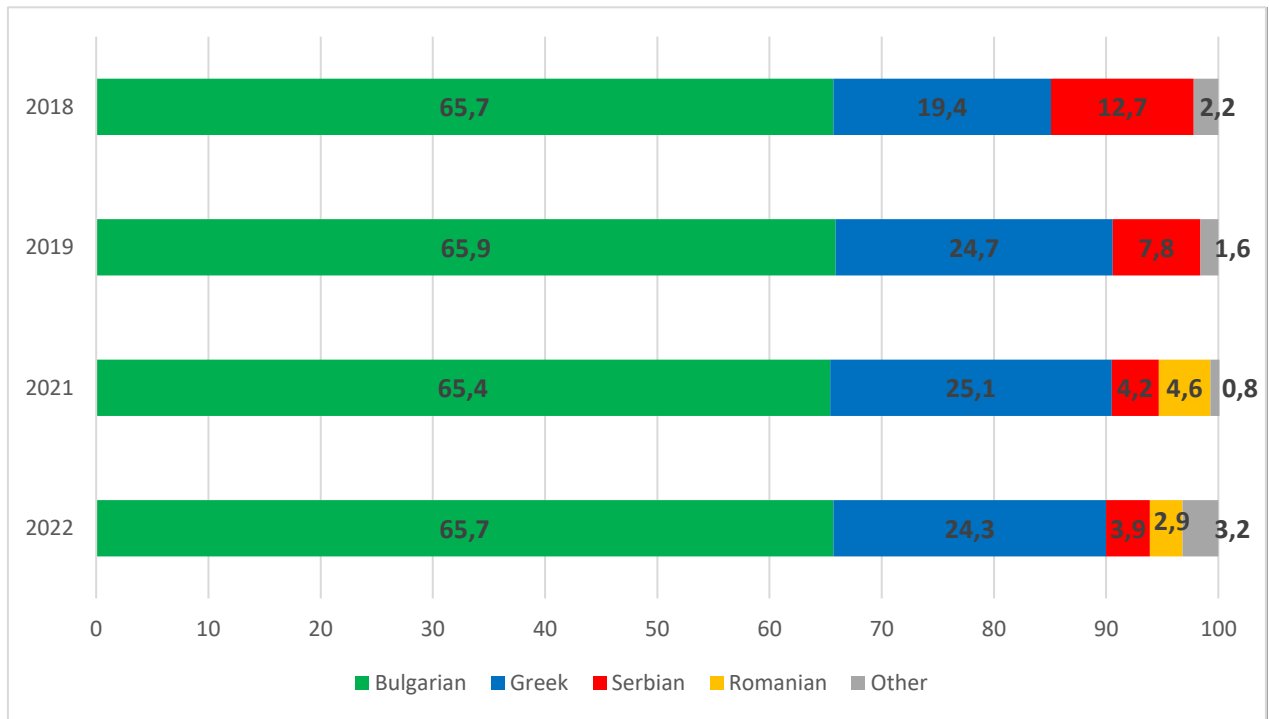


IV. Age

Year	AVG Age (total)
2018	N/A
2019	N/A
2021	N/A
2022	26

V. Nationality

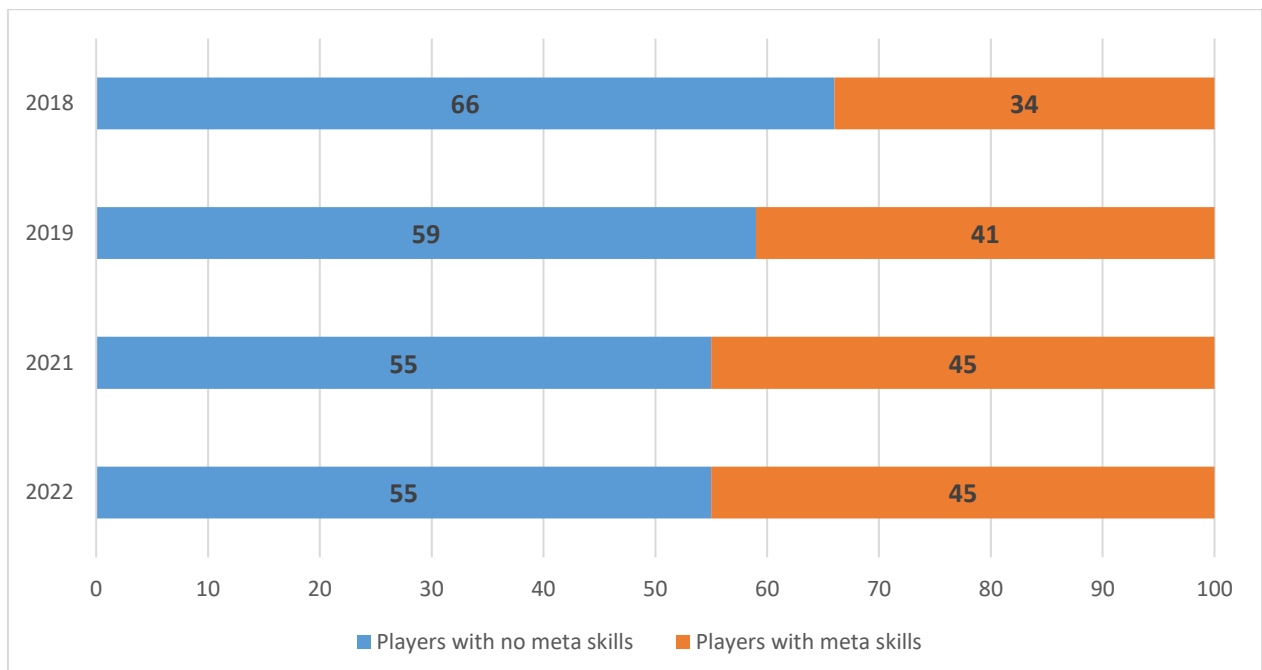
Players by nationality, %



V. Meta Skills Use

As meta skills any of the following is considered: Use of magic, Use of Seventh Path skills, Alchemy.

Distribution of players using any meta skills and players using no meta skills



Meta skill distribution – absolute number of players (please note that some players have more than one type of special skills, this is why the total number in the table exceeds the total number of players for each year)

	Players with no meta skills	Mages	Sevent Path	Alchemists
2018	177 (66%)*	65 (24%)	21 (8%)	28 (10%)
2019	181 (59%)	92 (30%)	21 (7%)	34 (7%)
2021	146 (55%)	69 (26%)	41 (15%)	21 (8%)
2022	153 (55%)	92 (33)	30 (11%)	28 (10%)

*Percent of all players for the correspondent year

% distribution of Mages by order

